



GUJCOT TRADE ASSOCIATION

WEEKLY REPORT 07-Aug-2021

Market Movement from 02nd Aug 2021 to 07th Aug 2021

- This week was consolidation week for NY future. December NY future steadily rose during the week. Slowly and steadily it crossed and closed above 91 cents. A signal of consolidation.
- U.S. Export Sales was 1,58,000 for new year. As it was last weekly export report for season 2020-21. Shipment could not achieve USDA export target of 16.4 million bales. Unshipped commitment of 2020-21 crop is nearly 15 lakh bales and new sales of new crop is 33 lakh bales, so new year will start with nearly 48 lakh bales commitment.
- China auction is fully sold out daily.
- Indian physical cotton market stabilized and stayed near Rs. 57,500 per candy.
- CCI was not able to sell big quality.
- New crop is knocking on the door with some small quantity.
- Indian sowing still lagging behind last year but crop conditions is better to offset crop size by yield.
- Gujarat sowing area crossed last year's sowing area as on same date.
- Arrival is negligible but remain kapas is getting historical high rate.
- Gujarat a big round of rainfall is required to increase ground water level.
- Hope for good monsoon and better new crop.



GUJCOT TRADE ASSOCIATION

WEEKLY REPORT 07-Aug-2021

Gujarat District wise Cotton Sowing

Gujarat Districtwise Cotton Sowing Till 02-August-2021			
Kutch	520	Saurashtra	15,481
Kutch	520	Surendranagar	3,271
		Rajkot	1,982
North Gujarat	1,876	Jamnagar	1,275
Banarsakantha	396	Porbandar	38
Patan	399	Junagadh	346
Mehsana	322	Amreli	3,018
Sabarkantha	423	Bhavnagar	2,210
Gandhinagar	198	Morbi	1,805
Aravali	138	Botad	1,381
		Gir Somnath	111
Middle Gujarat	2,862	Devbhumi Dwarka	42
Ahmedabad	906		
Anand	14	South Gujarat	1,484
Kheda	135	Surat	44
Panchmahal	126	Narmada	535
Dahod	3	Bharuch	796
Vadodara	731	Dang	0
Mahisagar	73	Navsari	0
Chota Udaipur	874	Valsad	0
		Tapi	109
TOTAL			22,223
TOTAL (Last Year)			22,164
All Figures in '00 Hectares			
Source :- Agriculture, Farmers Welfare and Co-operation Department Government of Gujarat			



GUJCOT TRADE ASSOCIATION

WEEKLY REPORT 07-Aug-2021

Global

US Weekly Export Sales

- Net UPLAND sales of 17,100 RB for 2020-2021 were up noticeably from the previous week, but down 45 percent from the prior 4-week average. Increases primarily for Mexico (9,300 RB), South Korea (4,200 RB, including decreases of 100 RB), Vietnam (2,800 RB, including 400 RB switched from Japan and decreases of 5,100 RB), China (900 RB), and Bangladesh (700 RB, including 900 switched from Pakistan and decreases of 200 RB), were primarily offset by reductions for Malaysia (600 RB), Japan (300 RB), and El Salvador (300 RB).
- For 2021-2022, net UPLAND sales of 1,49,300 RB primarily for Costa Rica (36,500 RB), Pakistan (35,300 RB), Turkey (35,300 RB), China (15,800 RB), and Thailand (13,300 RB), were offset by reductions for Indonesia (700 RB), Honduras (600 RB), and Guatemala (300 RB).
- UPLAND Exports of 2,29,500 RB were down 4 percent from the previous week and 5 percent from the prior 4-week average. Exports were primarily to Vietnam (42,400 RB), China (35,500 RB), Turkey (34,100 RB), Pakistan (25,000 RB), and Indonesia (17,400 RB).
- Net sales of PIMA totaling 2,400 RB were down 42 percent from the previous week and 49 percent from the prior 4-week average. Increases reported for India (1,700 RB), Peru (400 RB), Colombia (200 RB), Pakistan (100 RB), and Vietnam (100 RB switched from China), were offset by reductions for China (100 RB). For 2021-2022, net PIMA sales of 9,100 RB were primarily for China (6,600 RB), India (1,800 RB), Egypt (400 RB), and Guatemala (200 RB).
- PIMA Exports of 8,700 RB were down 7 percent from the previous week and 18 percent from the prior 4-week average. The destinations were primarily to Vietnam (3,000 RB), India (3,000 RB), Austria (800 RB), Brazil (700 RB), and Peru (400 RB).

US Export Sales	29-Jul-2021
Marketing Year 2020-21	
Upland Gross Sales	25,300
Cancellation	8,100
Net Upland Sales	17,200
PIMA Gross Sales	2,500
Cancellation	0
Net PIMA Sales	2,500
Total Gross Sales	27,800
Total Cancellation	8,100
Total Net Sales	19,700
Shipments	
UPLAND	2,29,500
PIMA	8,700
Total Shipment	2,38,200
Marketing Year 2021-22	
Net Upland Sales	1,49,300
Net PIMA Sales	9,100
Total Net Sales	1,58,400
All Figures in US Running Bale	



GUJCOT TRADE ASSOCIATION

WEEKLY REPORT 07-Aug-2021

Gujarat Spot Rate Weekly Changes						
Variety	Staple Length	Mic.	31-07-2021	07-08-2021	Change	Change (in Per.)
					W/W	W/W
Shankar 6	29 mm	3.8	57,400	57,550	150	0.26%
V-797	13 % Trash		36,100	35,900	-200	-0.56%
MCX Spot Rate			27,200	27,200	-20	-0.07%
USD-INR Exchange			74.41	74.16	-0.25	-0.34%

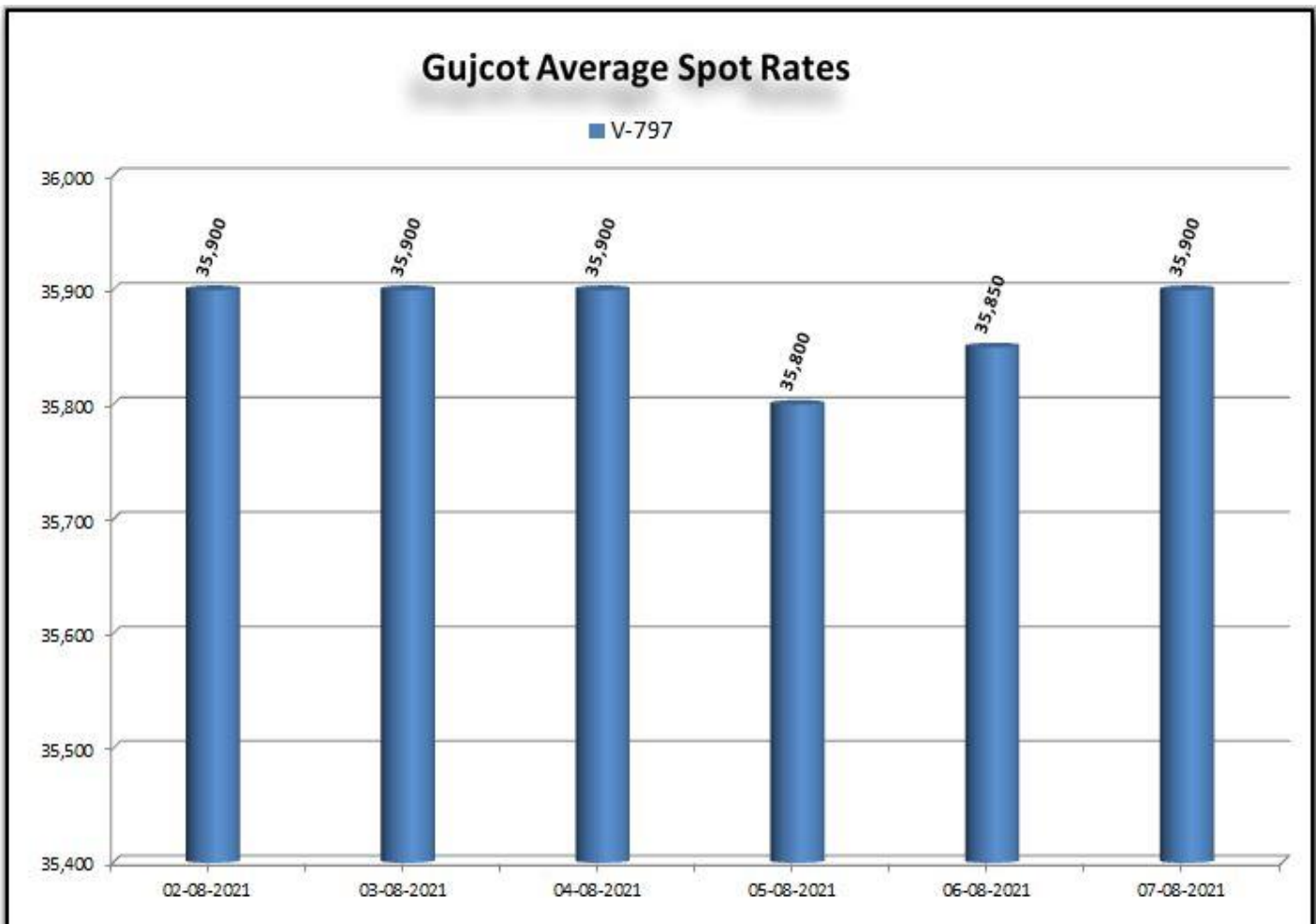
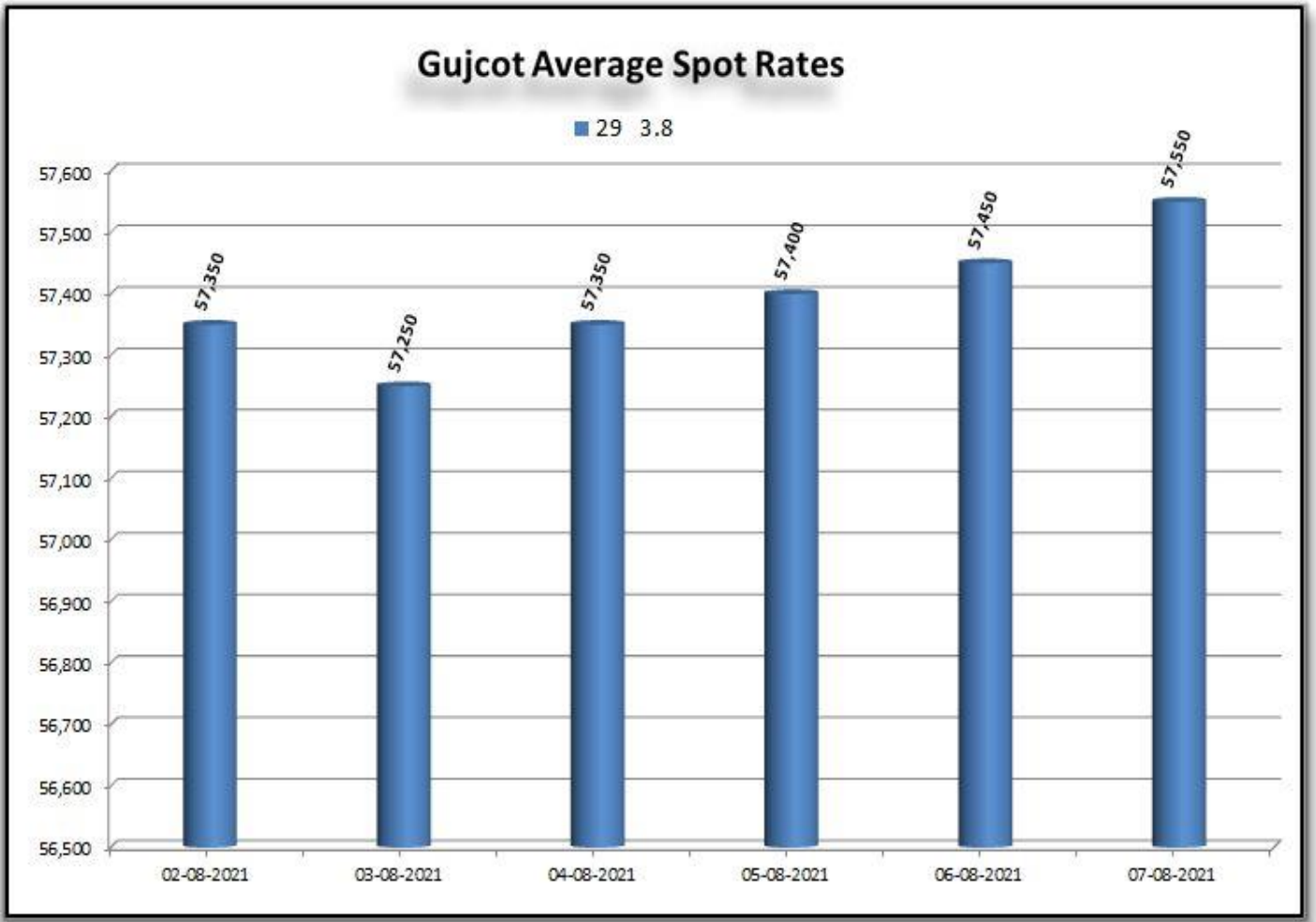
Average Rate of Last week					
Variety	Staple Length	Mic.	Price Range		Average Of 6 Days
			Low	High	
Shankar 6	29	3.8	57,250	57,550	57,392
Shankar 6	28.5	3.7	No Quote	No Quote	No Quote
Shankar 6	28	3.6	No Quote	No Quote	No Quote
Shankar 6	27	3.2	No Quote	No Quote	No Quote
Shankar 6	26	3.0	No Quote	No Quote	No Quote
V-797	13% Trash		35,800	35,900	35,875
MCX Spot Rate			27,200	27,390	27,263
USD Exchange Rate			74.16	74.34	74.21

Rate Of Last Week				
Date	29 3.8	V-797	MCX Spot Rate	USD-INR Exchange
02-08-2021	57,350	35,900	27,390	74.34
03-08-2021	57,250	35,900	27,240	74.28
04-08-2021	57,350	35,900	27,320	74.18
05-08-2021	57,400	35,800	27,230	74.16
06-08-2021	57,450	35,850	27,200	74.16
07-08-2021	57,550	35,900	27,200	74.16



GUJCOT TRADE ASSOCIATION

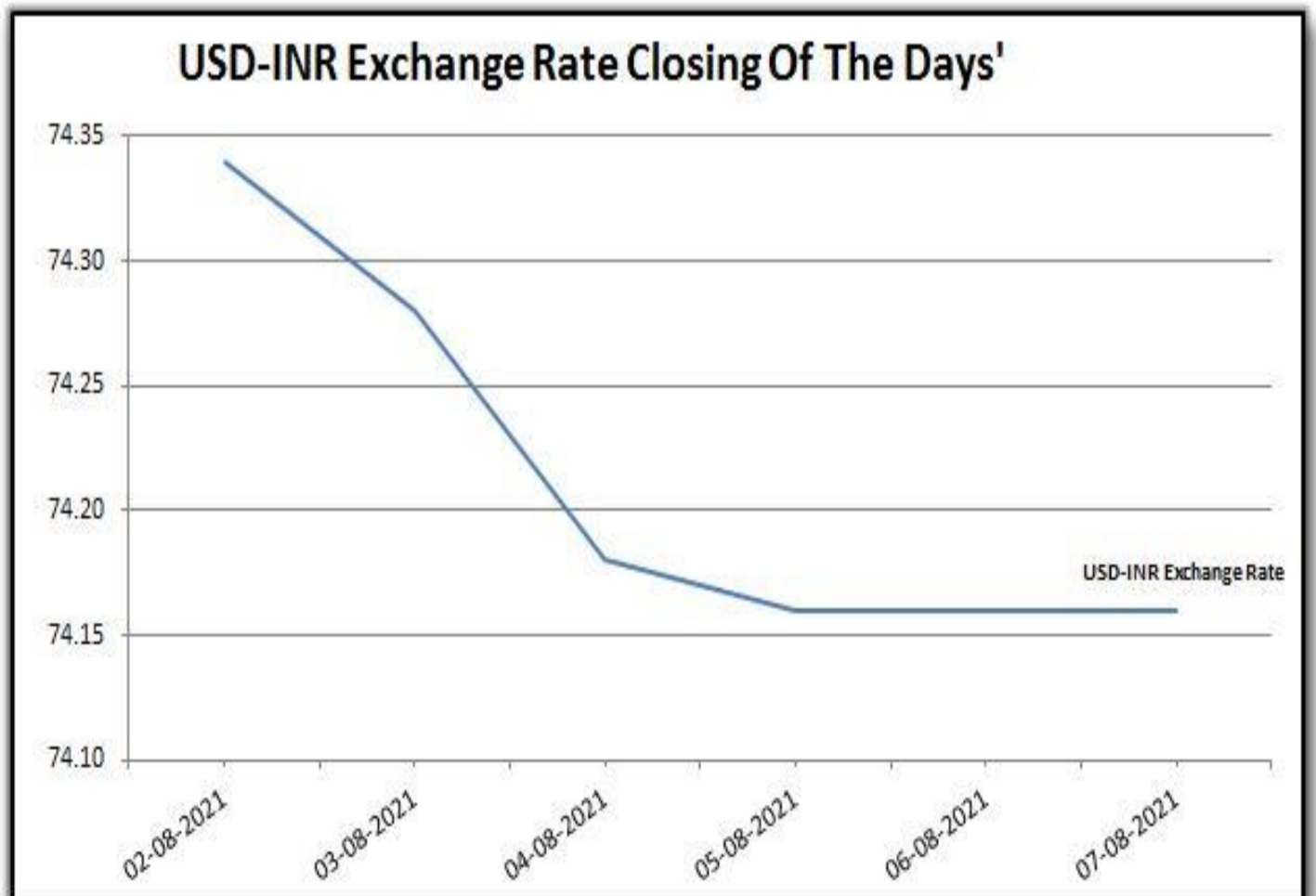
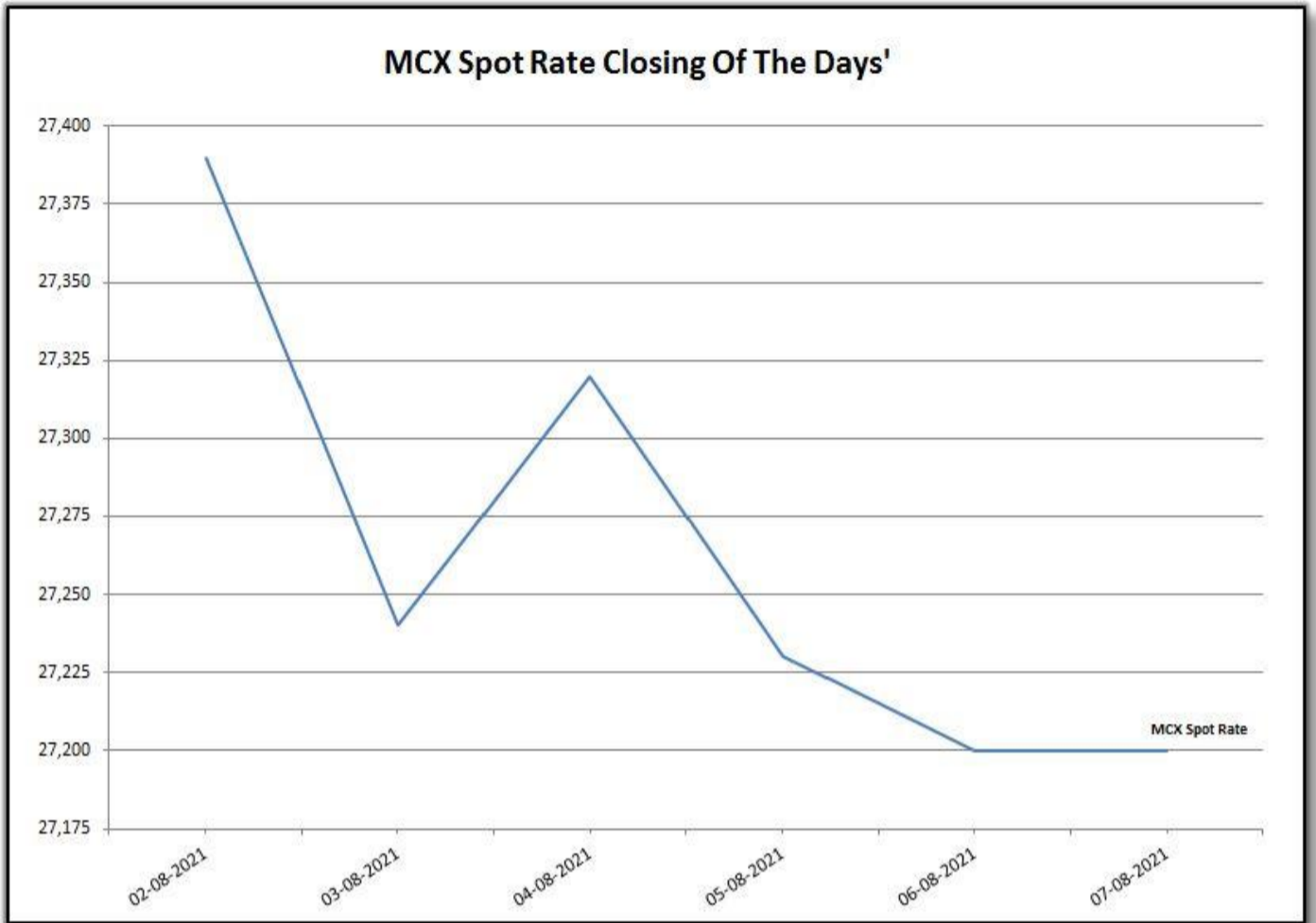
WEEKLY REPORT 07-Aug-2021





GUJCOT TRADE ASSOCIATION

WEEKLY REPORT 07-Aug-2021

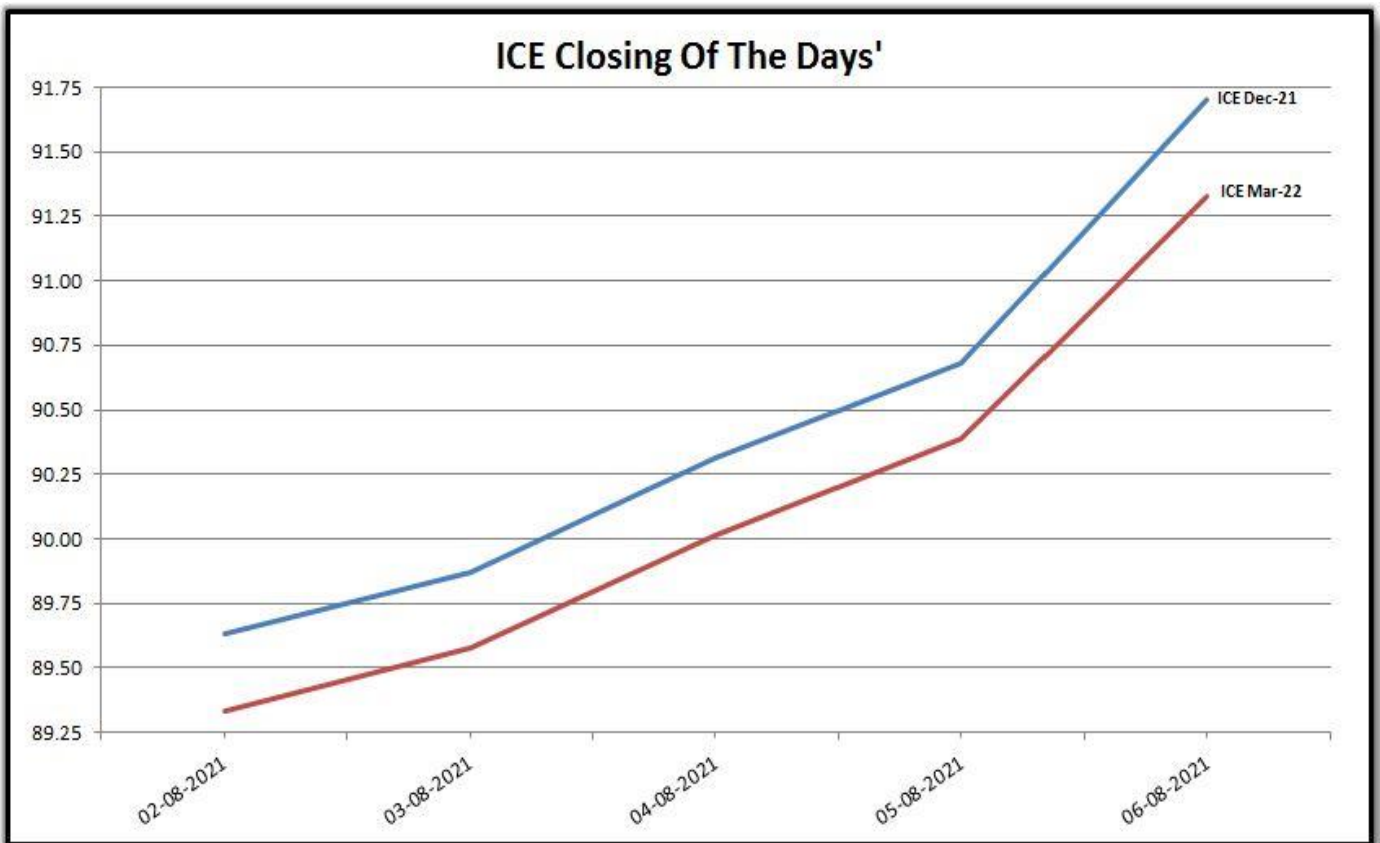
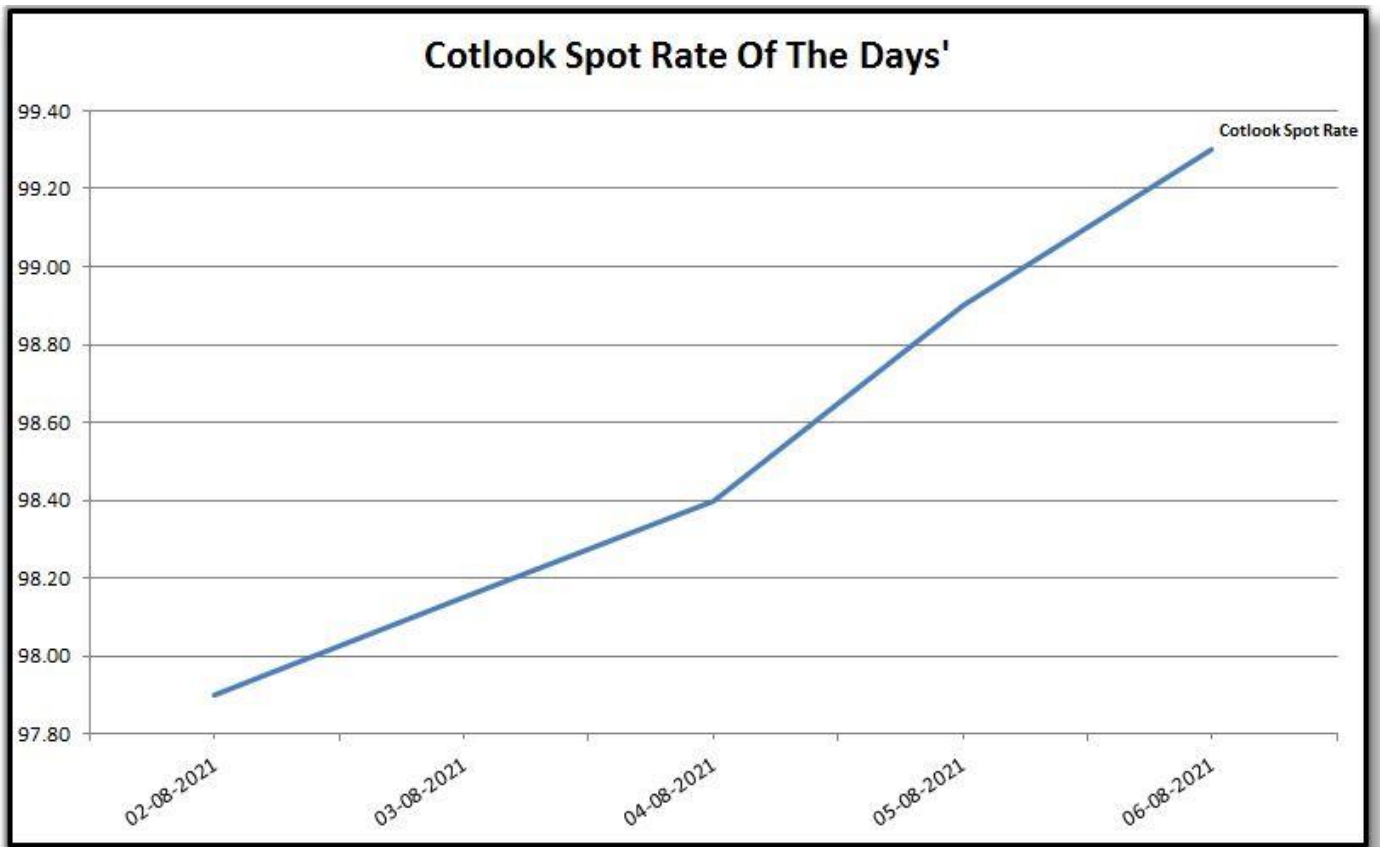




GUJCOT TRADE ASSOCIATION

WEEKLY REPORT 07-Aug-2021

Foreign Indices			
Date	Cotlook	ICE	
	Spot Rate	Dec-21	Mar-22
02-08-2021	97.90	89.63	89.33
03-08-2021	98.15	89.87	89.58
04-08-2021	98.40	90.31	90.01
05-08-2021	98.90	90.68	90.39
06-08-2021	99.30	91.70	91.33



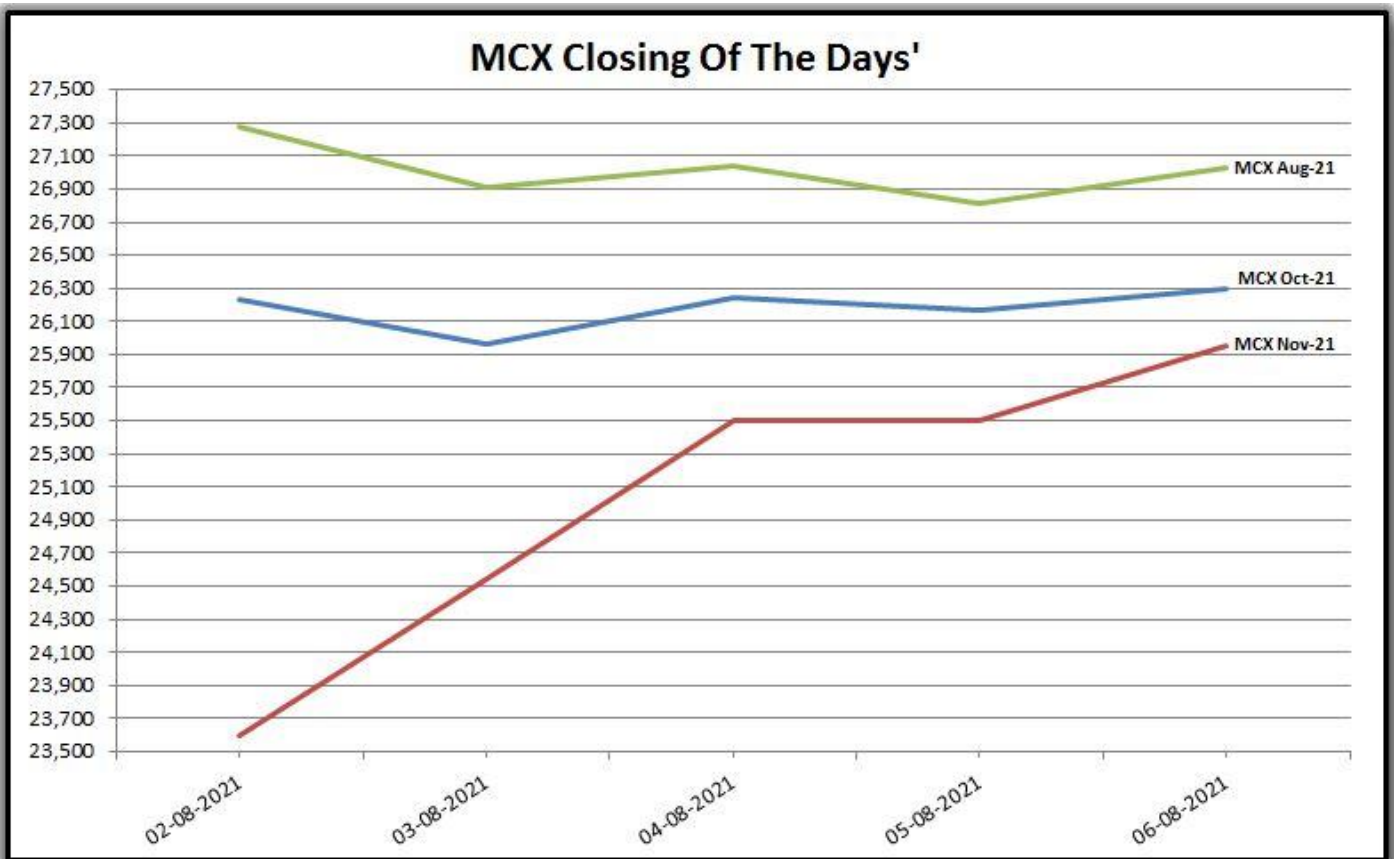
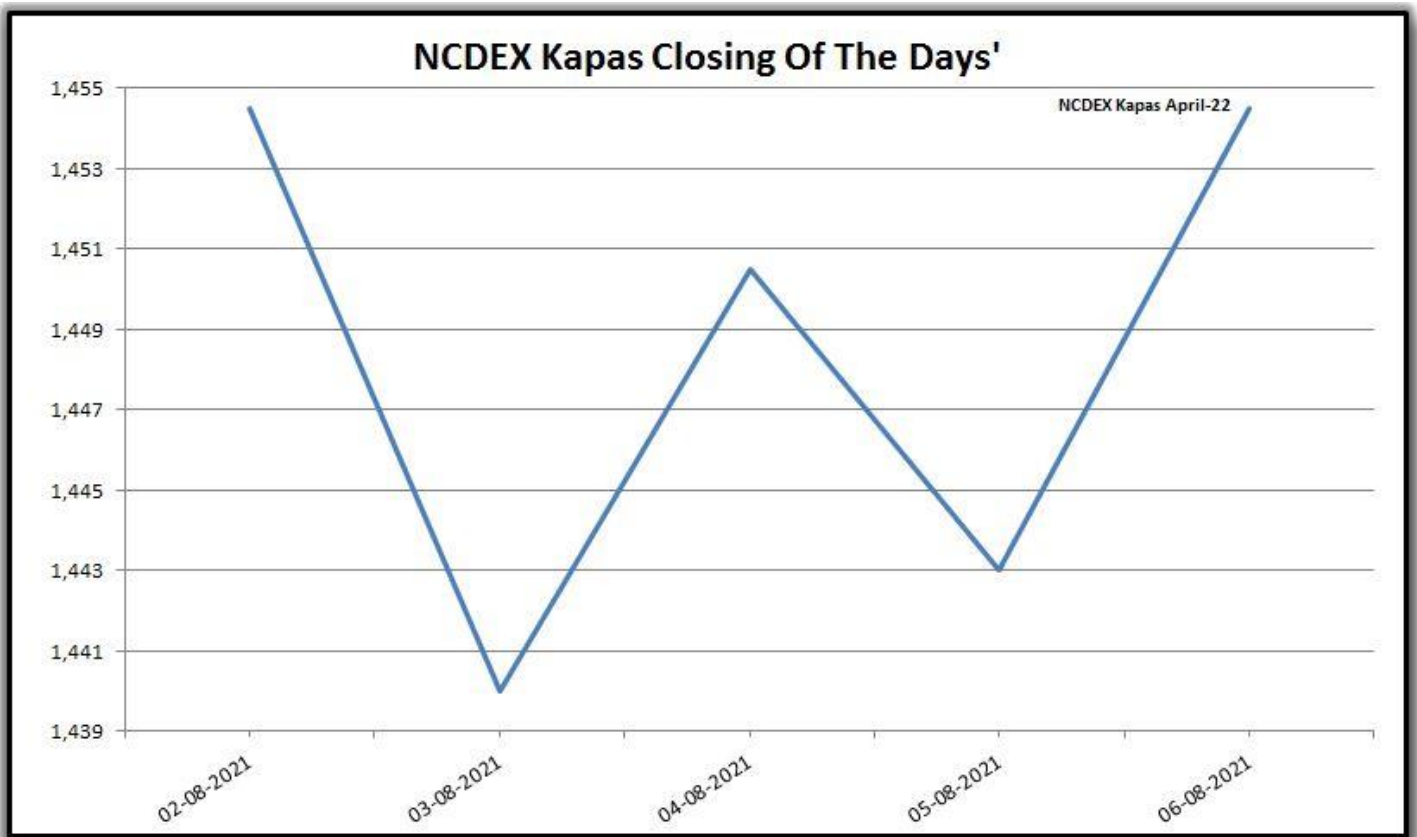


GUJCOT TRADE ASSOCIATION

WEEKLY REPORT 07-Aug-2021

Indian Indices

Date	NCDEX Kapas	MCX		
	April	Aug-21	Oct-21	Nov-21
02-08-2021	1454.50	27,280	26,230	23,600
03-08-2021	1440.00	26,910	25,960	24,540
04-08-2021	1450.50	27,040	26,240	25,500
05-08-2021	1443.00	26,810	26,170	25,500
06-08-2021	1454.50	27,030	26,300	25,950





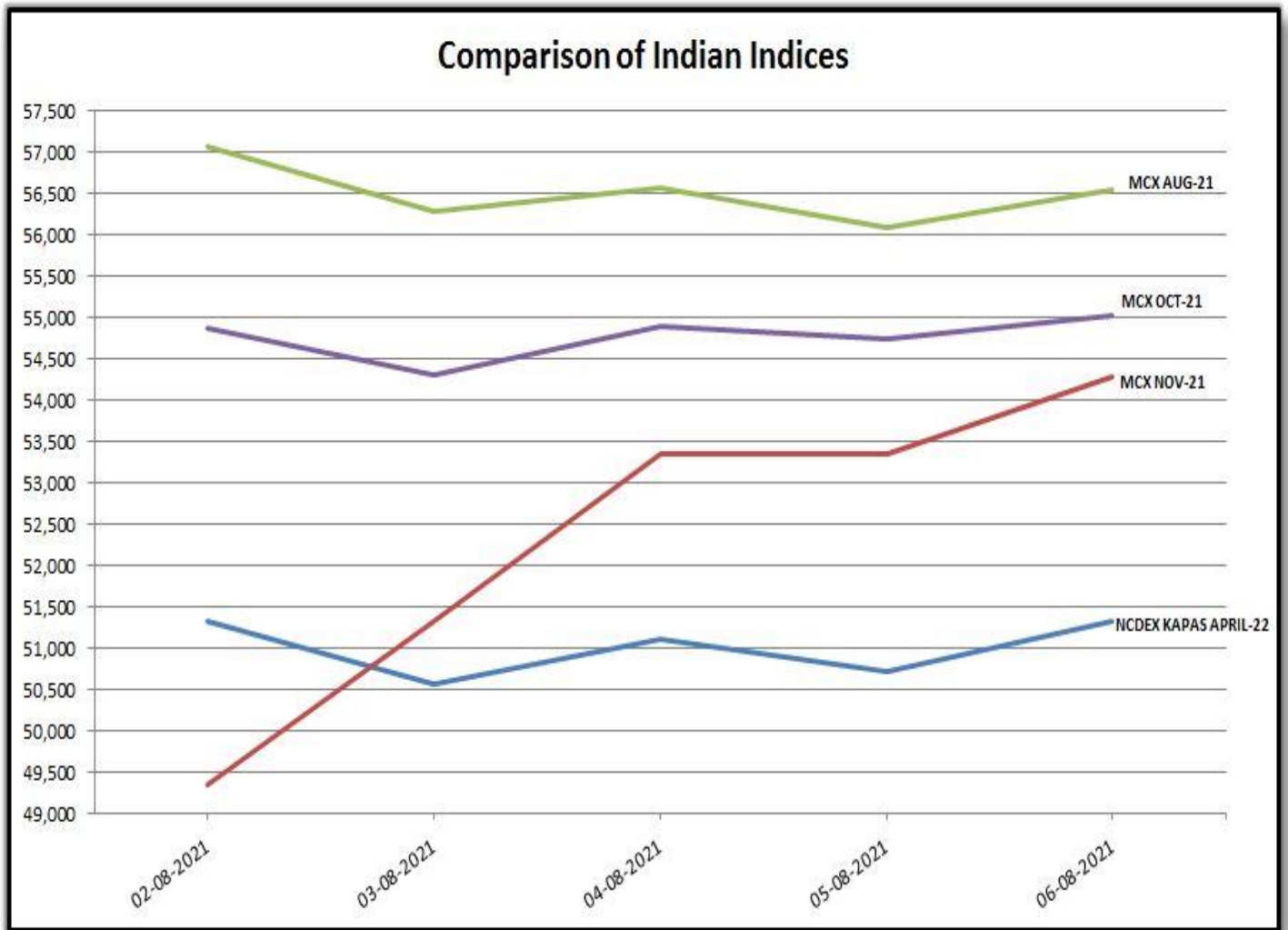
GUJCOT TRADE ASSOCIATION

WEEKLY REPORT 07-Aug-2021

Indian Indices in Candy Rate

Date	NCDEX Kapas	MCX		
	April	Aug-21	Oct-21	Nov-21
02-08-2021	51,327	57,062	54,865	49,364
03-08-2021	50,568	56,288	54,301	51,330
04-08-2021	51,118	56,560	54,886	53,338
05-08-2021	50,725	56,078	54,740	53,338
06-08-2021	51,327	56,539	55,012	54,280

Remark :- For NCDEX Kapas we have taken seed rate 800/20 Kg to convert in Candy.





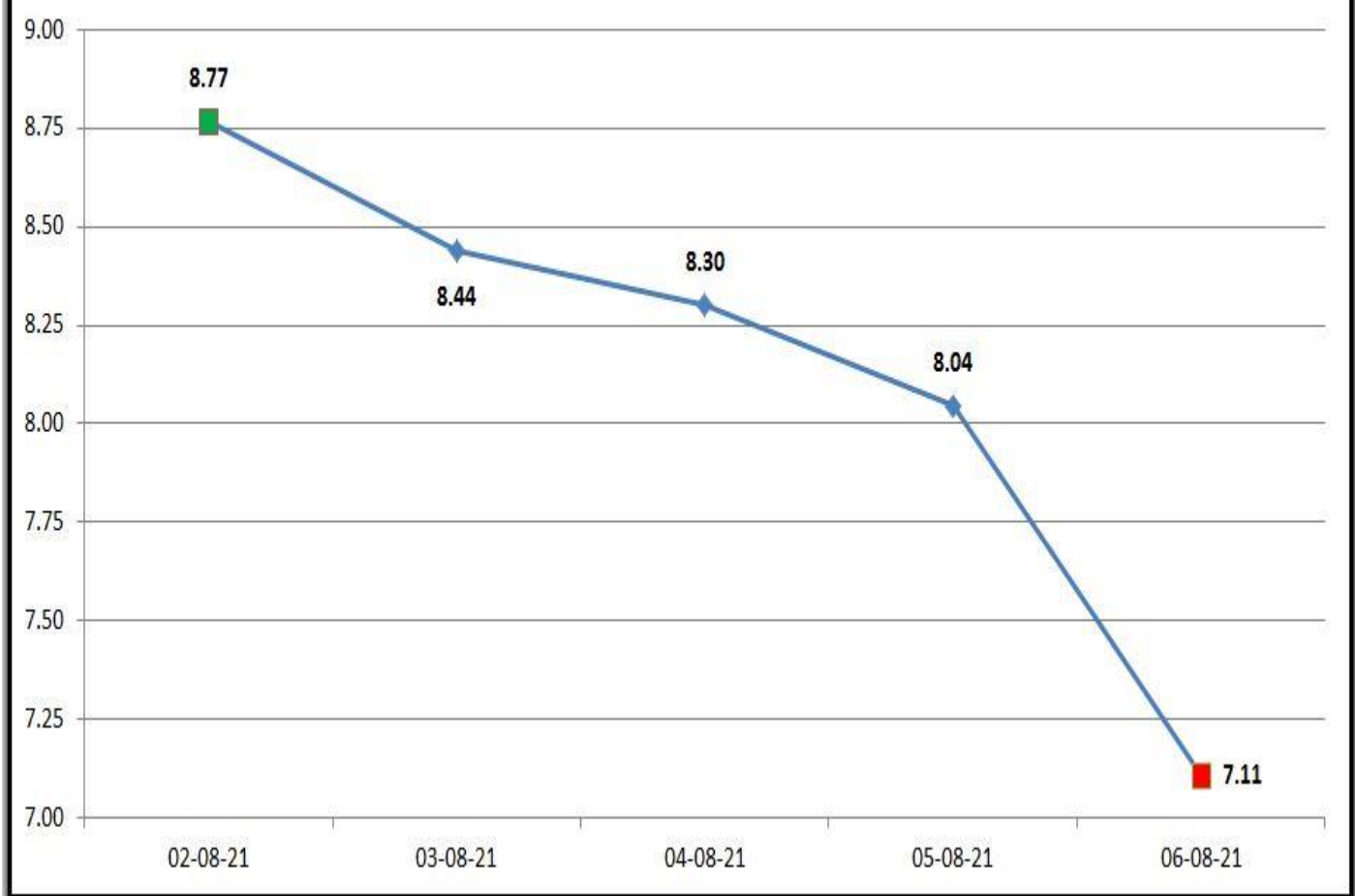
GUJCOT TRADE ASSOCIATION

WEEKLY REPORT 07-Aug-2021

Indian Basis

DATE	29 MM	USD-INR	CENTS/LB	ICE DEC	BASIS
02-08-21	57,350	74.34	98.40	89.63	8.77
03-08-21	57,250	74.28	98.31	89.87	8.44
04-08-21	57,350	74.18	98.61	90.31	8.30
05-08-21	57,400	74.16	98.72	90.68	8.04
06-08-21	57,450	74.16	98.81	91.70	7.11

Indian Basis





GUJCOT TRADE ASSOCIATION

WEEKLY REPORT 07-Aug-2021

IN THE WEEK AHEAD

- Friday at 2:30 p.m. Central – Commitments of Traders
- Monday at 3:00 p.m. Central – Crop Progress and Condition
- Thursday at 7:30 a.m. Central – Export Sales Report
- Thursday at 11:00 a.m. Central – WASDE
- Thursday at 11:00 a.m. Central – Crop Production
- Thursday at 2:30 p.m. Central – Cotton-On-Call

One stop solution for all cotton related reports and information.

Visit <https://www.gujcot.com>. It's updated every day in real time.

You can view

- Gujarat Daily Spot Rate at 5:30 pm and Historical Data
- Gujarat Latest Pressing Report and Historical Data
- Daily Weather Report
- Cotton Advisory Board Balance sheet and Area, Production, Yield reports from cotton season 1991-1992 to 2017-2018 estimate available from Menu->Reports
- All Historical Gujcot Weekly Reports Menu->Reports
- All India Cotton Sowing data
- Gujarat Cotton Sowing District wise Report
- US Export Sales Report
- US Crop Progress Report
- China Cotton Auction Update
- International Cotton Indices and Spot Rates.
- USDA WASDE Report
- ICE Cotton On Call Report
- And All other National & International reports and upcoming events

Report Sponsors:

Click on Sponsor's Logo to visit Sponsor's Website



Axita Cotton Limited

Report prepared by

Kalpesh Patel

Manager

Gujcot Trade Association